



## High Performance DPM CE Mark to EN 13967



**VISQUEEN**  
 BUILDING PRODUCTS



- BBA Certified
- Visqueen's premium grade Damp Proof Membrane
- Suitable for use on commercial and domestic applications
- Comprehensively independently tested
- Supplied centre folded to reduce the risk of cracks in screed

### Description

Visqueen High Performance DPM - BBA Approved - is Visqueen's premium grade Damp Proof Membrane manufactured from prime virgin polymers for use as a Type "A" damp proof membrane as defined by BS EN 13967: 2004. The DPM is yellow in colour and available centre folded in 4m x 12.5m x 500um roll format.

The 500µm membrane is manufactured as a centre folded product to **limit creases which aids jointing and welding applications on site**. Centre Folded films can also help to **reduce cracks** found in structural concrete screeds where traditional multi-folded DPMs are used.

### Applications and use

Visqueen High Performance DPM is suitable for use in concrete floors in domestic and commercial (schools, hospitals leisure, shopping centres etc.) applications, in accordance with clause 11 of CP 102:1973, where there may be capillary rise of moisture but not where it may be subject to hydrostatic pressure. If such a circumstance arises, Visqueen Tanking Membranes should be used. Where there is a risk that the ground may be waterlogged, sub-soil drainage in accordance with CP 102 and BS 8102 should be provided.

Visqueen High Performance DPM is also suitable for applications such as heavy duty raft foundations, steel reinforced slabs etc where a durable, robust and high puncture resistant membrane is required.

For jointing adjacent sheets of Visqueen DPM, DPM to DPC and DPC to DPC, Visqueen Jointing System should be used. To complete the system Visqueen strongly advise the use of the following components when installing the membrane:

- VisqueenPro Double Sided Jointing Tape
- VisqueenPro Single Sided Jointing Tape
- Visqueen TreadGUARD1500
- Visqueen Zedex CPT DPC
- Visqueen Top Hat Units

### IMPORTANT

Based on BBA, BRE and CIRIA guidelines, Visqueen Building Products recommend the use of special gas protection membranes (rather than traditional polythene DPMs) as suitable protection against ground gases. On brownfield sites or where there is ground contamination please seek further advice from Visqueen Building Products as use of specialist Visqueen Gas Protection may be necessary.

### Installation

### Preparation for laying the membrane

Even though Visqueen High Performance DPM has a high puncture resistance, care should be taken to avoid accidental damage on site. Similarly, where the base is uneven, a blinding of soft sand of a thickness that will cover all sharp projections should be used to avoid damage to the membrane when it is being installed, and when the concrete or screed is being laid.

### Covering

Visqueen High Performance DPM must be covered by a protective layer (such as Visqueen TreadGUARD1500) as soon as possible after installation.

The membrane should be sufficiently loosely laid against upstands to ensure that the membrane is not stretched or displaced when applying the screed or concrete. A minimum thickness of 50mm screed is recommended.

When reinforced concrete is to be laid over the membrane, the wire reinforcements or spacers must be prevented from contacting the membrane. It is recommended that the membrane be covered with Visqueen TreadGUARD1500 or 50mm screed prior to placing the reinforcements.

When underfloor heating is to be installed, Visqueen recommend that the barrier is positioned between the blinded hardcore and the insulation to protect the installation from moisture and to avoid any risk of overheating the membrane.

### Jointing the High Performance DPM

Adjacent sheets of the membrane should be overlapped by at least 150mm and bonded using Visqueen Double Sided Jointing Tape. The joint should then be sealed using VisqueenPro Single Sided Jointing Tape. The membrane should be clean and dry at the time of jointing. Where the sheets have been perforated they should be patched with sheets of identical thickness lapped at least 150mm beyond the limits of the puncture and bonded with Visqueen PRO Double Sided Jointing Tape and sealed with Visqueen PRO Single Sided Jointing Tape.

### Service pipe penetrations

Please use Visqueen Top Hat Pipe Cloaks for any service pipe penetrations. The base of the Visqueen Top Hat Units should be sealed using Visqueen Double Sided PRO Jointing Tape and Visqueen PRO Single Sided Jointing Tape.

### Storage and Handling

Visqueen High Performance DPM is supplied in rolls, shrink wrapped on pallets, the wrapping bearing the manufacturers and product names, details of the length, width and thickness, and the fact that it is a Type "A" product as defined in BS 13967: 2004. The material is not recommended for use where it will be exposed to long periods of outdoor weathering. The rolls should be protected from sunlight and stored under cover before use.


When the weather is cold, Visqueen Double Sided Jointing Tape and VisqueenPro Single Sided Jointing Tape should be kept in a warm, dry place until needed. Installation is not recommended below 5C.

### Warning

The effectiveness of High Performance DPM will be reduced if it is exposed to sunlight either during storage or when in use. Under normal operating conditions, Visqueen High Performance DPM can be used in conjunction with underfloor heating, although follow the advice of Visqueen's Technical Support Service. As indicated in paragraph 4.8 of Building Regulations Approved Document C, joints in the membrane are sealed using the Visqueen DPM Jointing System.

When a Vapour Control Layer is required please refer to Visqueen's Vapour barrier range. We do NOT recommend High Performance DPM for this use.

### Technical Data and CE Mark



## High Performance DPM

### CE Mark to EN 13967

Page 3

Visqueen High Performance DPM complies with the requirements and clauses of EN 13967 - Flexible sheets for waterproofing - Plastic and rubber damp proof sheets including plastic rubber basement tanking sheet - Definitions and characteristics.

British Board of Agreement performed the initial inspection of the manufacturing plant and of factory production control and the continuous surveillance, assessment and evaluation of factory production control, and issued the certificate of constancy of conformity of the factory production control. 0836-CPD – 13/F029 applies.



## High Performance DPM CE Mark to EN 13967

### Product Data

#### Product Data

heading	Characteristic	Test method	Units	Compliance criteria	Value or Statement
	Visible defects	EN 1850 -2	-	Pass/Fail	Pass
	Length	EN 1848-2	m	-0%/+10%	12.5
	Width	EN 1848-2	m	-2.5%/+2.5%	4
	Straightness	EN 1848-2	-	Pass/Fail	Pass
	Thickness	EN 1849-2	mm	-12.5%/+12.5%	0.5
	Mass	EN 1849-2		-12.5%/+12.5%	460
	Tensile Strength - MD	EN EN12311		>MLV	20
	Tensile Strength - CD	EN EN12311		>MLV	20
	Tensile Elongation - MD	EN EN12311	%	>MLV	675
	Tensile Elongation - CD	EN EN12311	%	>MLV	665
	Joint Strength	EN12317-2	N	>MLV	298
	Watertightness 2kPa	EN 1928	-	Pass/Fail	Pass
	Resistance to impact	EN 12691	mm	>MLV	250
	Durability (artificial ageing)	EN 1296 and EN 1928	-	Pass/Fail	Pass
	Durability Chemical Resistance	EN 1847	-	Pass/Fail	Pass
	Resistance to tearing (nail shank) CD	EN 12310-1	N	MDV	333
	Resistance to tearing (nail shank) MD	EN 12310-1	N	MDV	335
	Resistance to static loading	EN 12730	Kg	>MLV	Pass-20kgs
	Water vapour transmission - resistance	EN 1931	MNs/g	MDV	2100
	Water vapour transmission - permeability	EN 1931		MDV	0.08
	Reaction to Fire	EN 13501-1	Class	MDV	F





### Visqueen Building Products

Visqueen is the market leader in the manufacture and supply of structural waterproofing and gas protection systems. Visqueen offers the complete package - a proven, reliable range backed by a technical support service that goes unmatched in the market - everything you would expect from a reputable and ethical company.

### System Accessories

To ensure full waterproofing protection please use the following certified system components:

- Visqueen High Performance (HP) Tanking Primer
- Visqueen TreadGUARD1500
- Visqueen Protect&Drain
- Visqueen Top Hat Unit

### Downloads Library

- Technical Datasheet
- Declaration of Performance
- Visqueen's Guide to CE Marking

### Find your local stockist

Search our directory of Visqueen specification Stocking Centres to locate your nearest Visqueen Partner.

### Distributor Support

Our specification Stocking Centres can access a free library of sales support tools, bespoke catalogues and more, [click here](#).

### Technical support throughout your project

We are specialists in our field and can help you specify the correct solutions with the necessary performance levels, in accordance with building regulations.

- Nationwide site support team
- Specification advice
- Installation guidance & project sign off
- System design including CAD details

