



WATERSTOP

Description

WATERSTOP is a naturally fast setting and fast curing natural cement based material. WATERSTOP is resistant to chloride penetration, is Reg. 31 approved and is not affected by sea water.

Uses

- Sealing leaks
- Stopping ingress of water.

Properties

- Fast controllable set
- No curing membrane necessary
- Waterproof
- Set under water
- Resistant to chemicals
- Potable water approved
- Safe with drinking water
- Safe with fish
- Can be mixed with seawater
- Resistant to seawater
- Very low shrinkage
- Low Reactivity (No Conversion)
- High Alkalinity (No Rusting)
- Excellent Adhesion
- Fine compact surface
- Sets down to Zero degrees
- Starts to set in 90 seconds at 20°C.


Approved for use in
public water supplies
Reg. 31 Approved
Issue no: 2 Dated: 20.10.16
DW1 56.4.1217

www.naturalcement.co.uk

WATERSTOP

Method of use

Do not use on frozen or overheated substrates (Outside the range of 0°C-30°C). Prepare the surface in advance to provide an adequate key. It should be clean free from dust and thoroughly dampened.



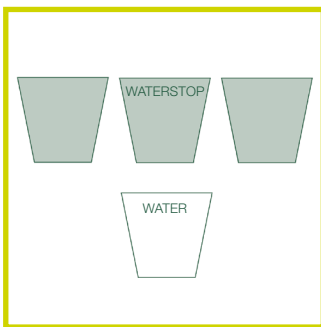
Leak through crack in wall or floor.

Mixing


Add one part of clean water (Sea or river water may be used) to 3 parts WATERSTOP whilst mixing vigorously. Knead to a putty consistency within a minute of first adding the water to the WATERSTOP.



Open up crack to remove any loose material and to provide a key for the WATERSTOP.




Mix vigorously 1 part water to 3 parts WATERSTOP to produce a paste of putty consistency within one minute of adding the water to the WATERSTOP.



Apply the paste to the leak and hold firmly in position without movement until set.


Application

Place the mixed paste as quickly as possible and hold the paste firmly in position without movement until the WATERSTOP has set. Do not apply additional water to the surface during finishing as this may cause surface cracking. Once setting has started DO NOT attempt to remix or to smooth the surface. This will cause the mechanical properties, in particular strength and adhesion to be lost. WATERSTOP can be used to provide a temporary seal on cast iron and plastic pipes if the surface to which the WATERSTOP is applied is well roughened prior to the application of the WATERSTOP.

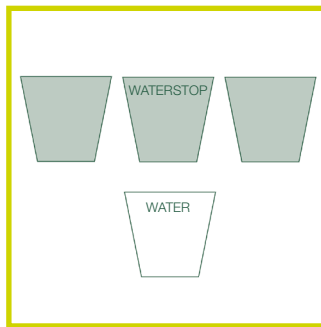


For large leaks, seal in small areas commencing at the top and working down the crack until the leak has been stopped.


Sealing Leaks or repairing damage in pipes




Clean around the hole in the pipe.



Mix vigorously 1 part water to 3 parts WATERSTOP to produce a paste of putty consistency within one minute of adding the water to the WATERSTOP.



Apply the paste to the damaged area or leak and hold firmly in position without movement until set.



For large repairs and leaks seal in small areas commencing at one end and working across the damaged or leaking area until the leak has been stopped or the repair completed.

Setting times

WATERSTOP will start to set in 90 seconds and finish setting in 4 minutes at 20°C. In winter WATERSTOP can be used down to 0°C. The set will be slower but can be accelerated by using warm water. In very hot temperatures the set will be faster, and can be slowed down by using cold water. Very roughly halving the temperature doubles the set time.

Cleaning

Clean all tools at once with water.

Storage

WATERSTOP is packaged in 5kg units in a sealed polythene bag inside a plastic sealed tub. If stored in dry conditions it will last for at least twelve months.

Yield

Generally 1 x 5kg bag of WATERSTOP mixed with approximately 1.9 litres of water will produce around 2 litres of mortar.

How to specify

WATERSTOP should be used in accordance with the manufacturer's instructions.

Precautions

We strongly recommend the use of GLOVES, GOGGLES and MASK. Please see MSDS sheet for full details.



Part financed by the European Community European Regional Development Fund and managed by Yorkshire Enterprise

Distributed by:



15 Fountain Parade, Mapplewell, Barnsley, South Yorkshire S75 6FW
e. enquiries@naturalcement.co.uk t. 01226 381133 f. 01226 381177
www.naturalcement.co.uk